

WHO work on Data disaggregation


Ahmad Reza Hosseinpoor, Health Equity Monitoring Lead

Health Metrics and Measurement Cluster (HMM)



World Health
Organization

Going beyond averages – measuring inequalities



WHO work on Health Inequality Monitoring - Examples



Level of monitoring	Component of health information system		
	Collection	Analysis	Reporting
Global	<ul style="list-style-type: none"> • Handbook • eLearning • Advocacy booklet & videos 	<ul style="list-style-type: none"> • Handbook • eLearning • Advocacy booklet & videos • Health Equity Monitor • State of Inequality reports 	<ul style="list-style-type: none"> • Handbook • eLearning • Advocacy booklet & videos • Health Equity Monitor • State of Inequality reports
National	<ul style="list-style-type: none"> • Handbook • eLearning • Advocacy booklet & videos 	<ul style="list-style-type: none"> • Handbook • eLearning • Advocacy booklet & videos • Health Equity Monitor • Capacity building workshops • HEAT & HEAT Plus • Manual • State of Inequality reports 	<ul style="list-style-type: none"> • Handbook • eLearning • Advocacy booklet & videos • Health Equity Monitor • Capacity building workshops • HEAT & HEAT Plus • Manual • State of Inequality reports

Global Health Observatory (GHO) data

Global Health Observatory data

Data repository

Reports

Country statistics

Map gallery

Standards

Health Equity Monitor



Inequality in reproductive, maternal, newborn and child health (RMNCH) interventions:

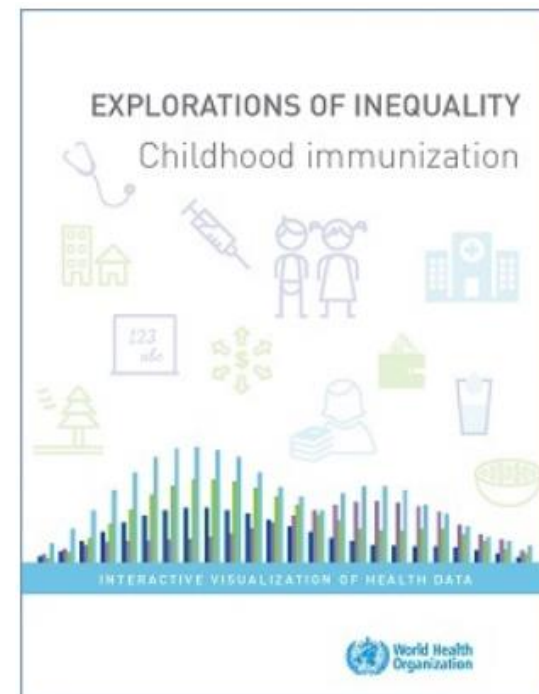
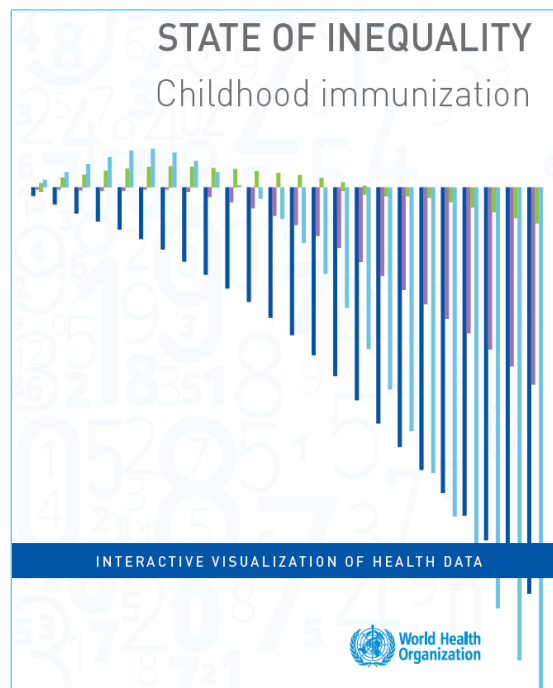
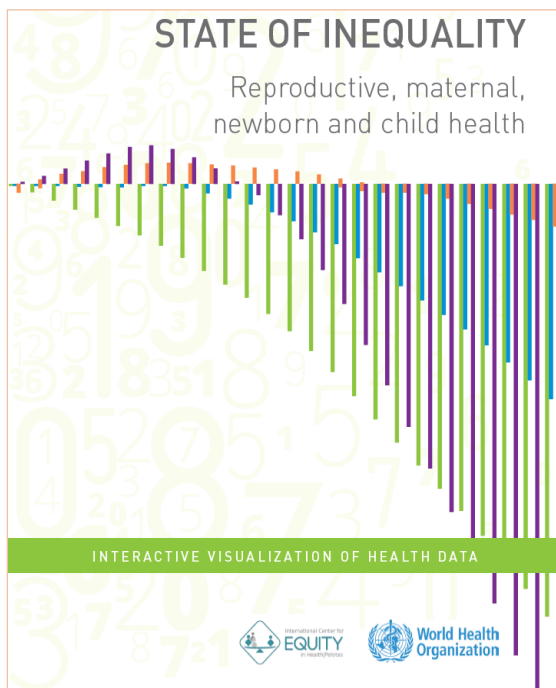
A composite coverage index of RMNCH interventions captures both the provision and use of key RMNCH interventions. In a quarter of study countries, there was at least a 30 percentage point gap in composite coverage index between the richest and poorest quintiles.

[View interactive graph](#)

[Read more](#)

- Database
- Country profiles
- Interactive visuals

Global reports on the State / Exploration of Health Inequality



Health Inequality Monitoring training workshops

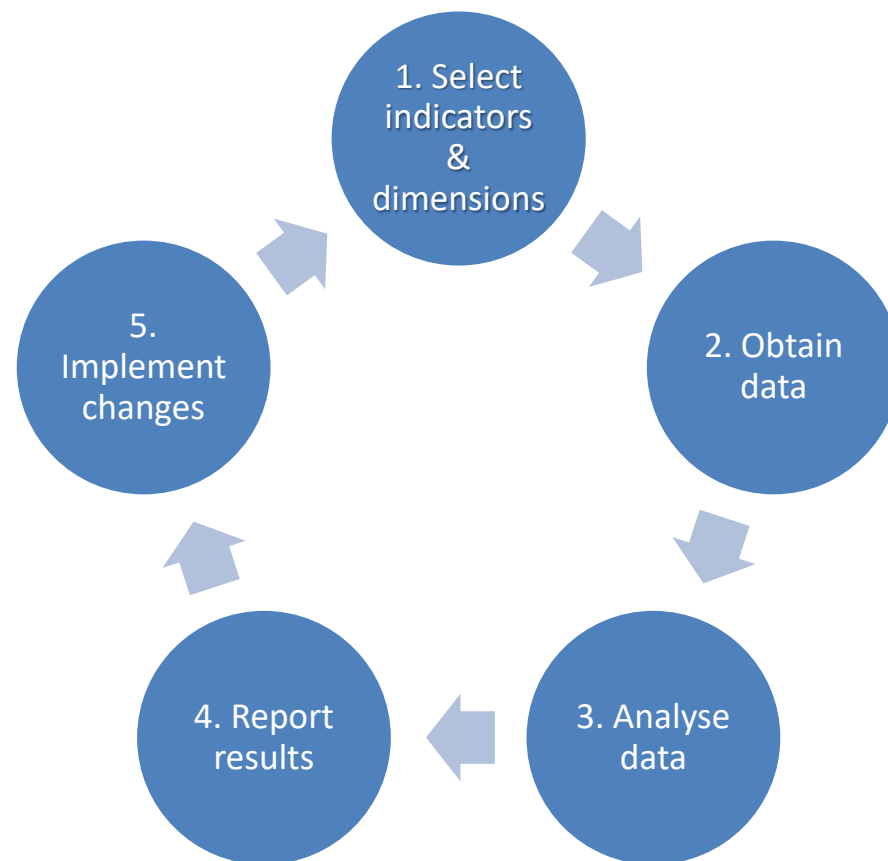
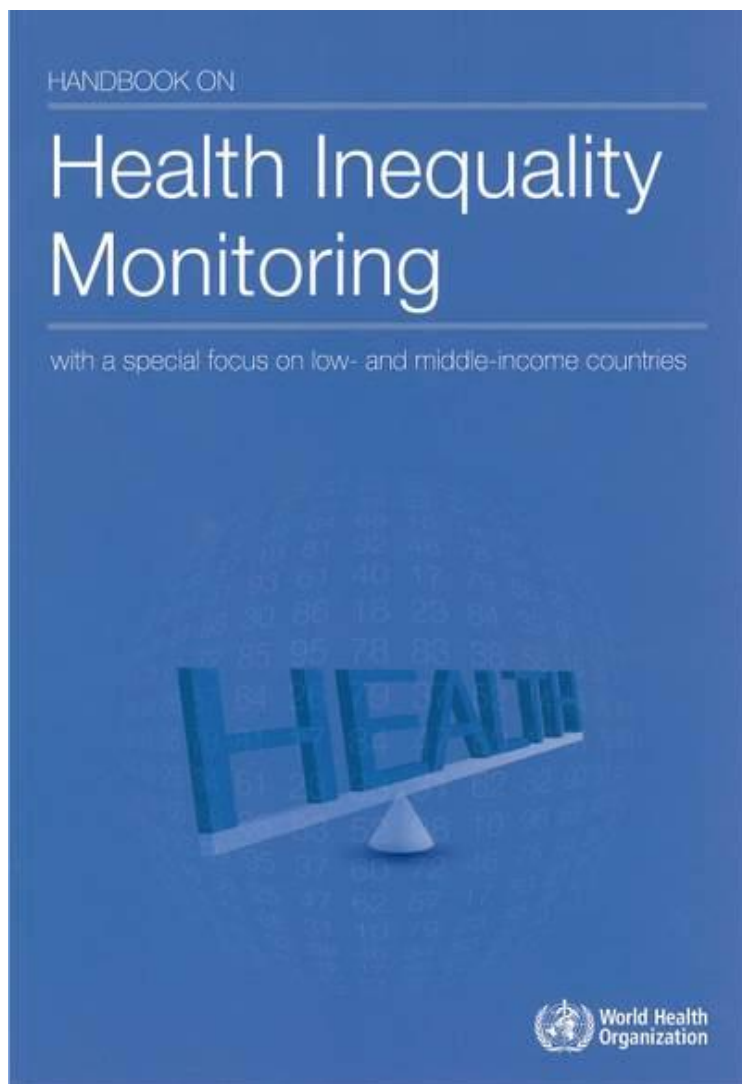


REGIONAL CAPACITY BUILDING AND TRAINING - OF - TRAINERS WORKSHOP ON HEALTH EQUITY MONITORING
28 April - 2 May 2014, Manila, Philippines

National reports on the State of Health Inequality



Handbook on Health Inequality Monitoring



eLearning module on Health Inequality Monitoring



The screenshot shows the interface of an eLearning module. On the left, there is a vertical blue sidebar containing the World Health Organization logo and name. The main content area has a light blue background. At the top of this area, the text "Health Inequality Monitoring" is displayed. Below it, the title "Health Inequality Monitoring: eLearning Module" is centered. The central graphic features the word "HEALTH" in large, multi-colored letters (H: orange, E: blue, A: yellow, L: teal, T: dark blue, H: purple) resting on a blue horizontal beam. This beam is supported by a light blue cone, resembling a balance scale. Below the beam, the text "Everyone Everywhere Always" is written in a smaller font. In the bottom right corner of the main area, there is a button labeled "Enter". At the bottom left of the sidebar, there is a small speaker icon.

National Health Inequality Monitoring: a Step-by-Step Manual



NATIONAL HEALTH INEQUALITY MONITORING A STEP-BY-STEP MANUAL



STEP 1

Determine scope of monitoring

- A
Decide on health topics
- B
Identify relevant health indicators
- C
Identify relevant dimensions of inequality

STEP 2

Obtain data

- A
Conduct data source mapping
- B
Determine whether sufficient data are currently available

STEP 3

Analyse data

- A
Prepare disaggregated data
- B
Calculate summary measures of inequality

STEP 4

Report results

- A
Define the target audience and purpose of reporting
- B
Select the scope of reporting
- C
Define the technical content of the report
- D
Decide upon methods of presenting data
- E
Adhere to best practices of reporting

Health Equity Assessment Toolkit



Health Equity Assessment Toolkit

Home

Explore Inequality

Compare Inequality

About ▾

Health Equity Assessment Toolkit (HEAT)

HEAT enables the exploration and comparison of within-country health inequalities across countries.

Health Equity Assessment Toolkit Plus

Home

Explore Inequality

Compare Inequality

About ▾

Health Equity Assessment Toolkit Plus (HEAT Plus)

References

WHO Health Equity Monitor:
http://www.who.int/gho/health_equity/en/



- [Promoting health equity: WHO health inequality monitoring at global and national levels.](#) Global Health Action
- [Health Equity Assessment Toolkit \(HEAT\): software for exploring and comparing health inequalities in countries.](#) BMC Medical Research Methodology.
- Health Equity Assessment Toolkit, WHO website.
- http://www.who.int/gho/health_equity/assessment_toolkit/en/